

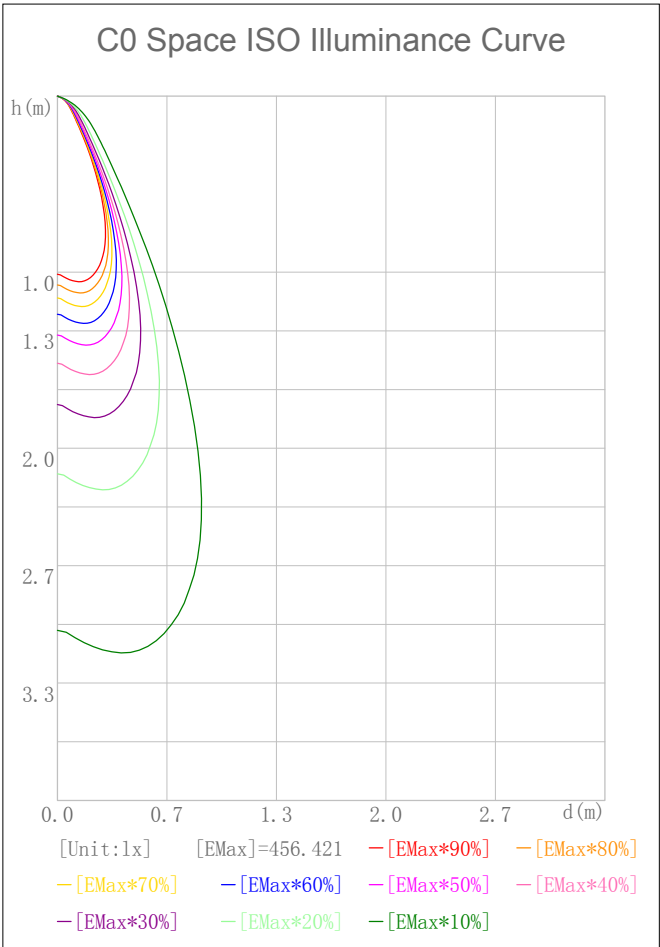
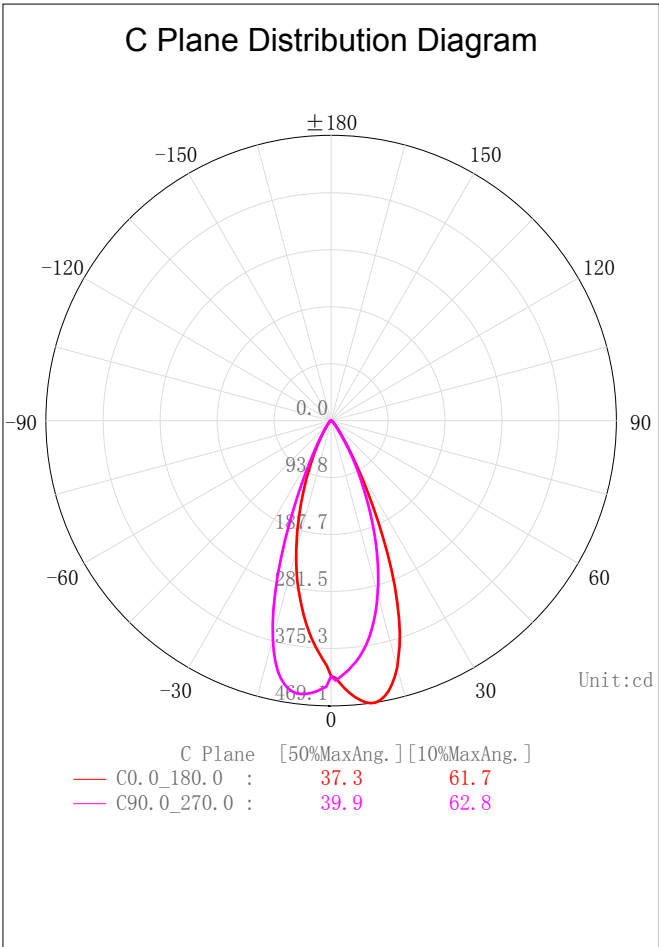
Indoor Luminaire Photometric Data

Description Information

Luminary Name: DL43-05-PR-02 RA90 4000K 36D		Lum. Catalog:	Test ID: 01
Lamp Name:		Lamp Catalog: LED	Test Date: 2020/12/25
Manufacture: Shenzhen Norming Lighting Co.Ltd		Shld.Ang(°):	Test Machine:GON-2000
Test Lab: Quality Department		Frequency (Hz):	Lamp CCT (K): Ra:
Lum. Size (W*L*H):0.000m*0.000m*0.000m		Lum. Area (m2):0.000	Lum. W (kg): 0.000
Test System: C, γ	Test Step: C=90.0 γ=1.0	Temp. (°C): 25	Humidity(%): 50.0

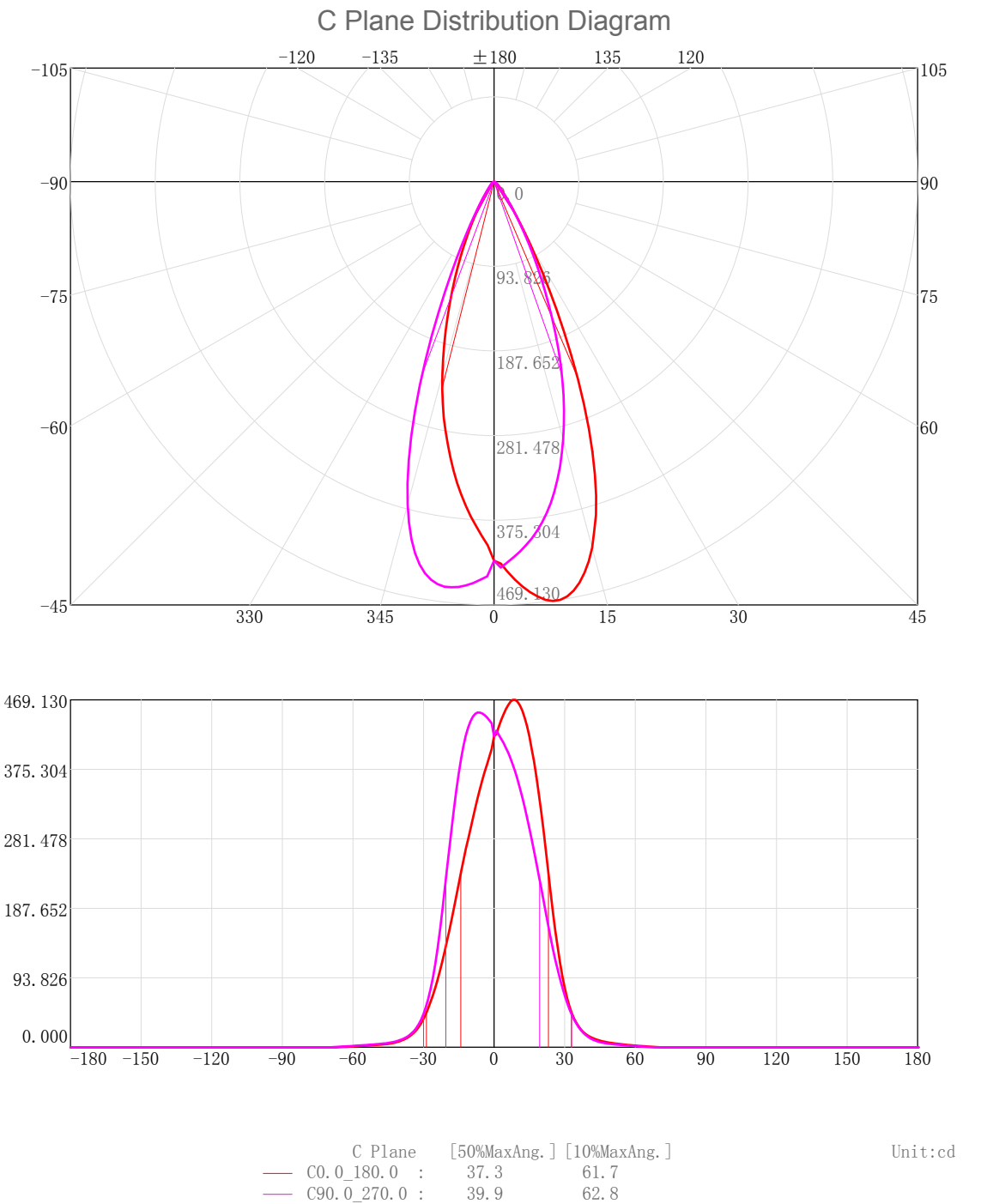
Character Parameter

Lamp Speciality Parameter		Luminaire Speciality Parameter	
Rated Flux(lm): 213.120	Luminary Flux(lm): 213.125	Field Angle(10%Imax): 61.7(°)	
Rated Power(W):	Luminary Efficiency: 100.00%	Down Lumens&Percent: 213.125lm 100.00%	
Rated Voltage(V):	Luminary EER(lm/W): 45.912	Up Lumens&Percent: 0.000lm 0.00%	
Tested Power(W): 4.642	Max. Candela(cd): 469.130	S/MH: C0_a180=0.662 C90_270=0.686	
Lamps' Inside: 1	Max Cand@Ang. (°): C=0.0 γ=9.0	CIE Type: Semi-Direct	
Tested Electrics (V, A, pf):240.3, 0.021, 0.911	Beam Angle(50%Imax): 37.3(°)	ErP ϕ use(90°): 196.347lm	
Lamp Size(W*L*H):0.000m*0.000m*0.000m	Left=-14.1°, Right=23.1°	IRF(%): 391.850	



2D Plane Light Intensity Distribution Curve

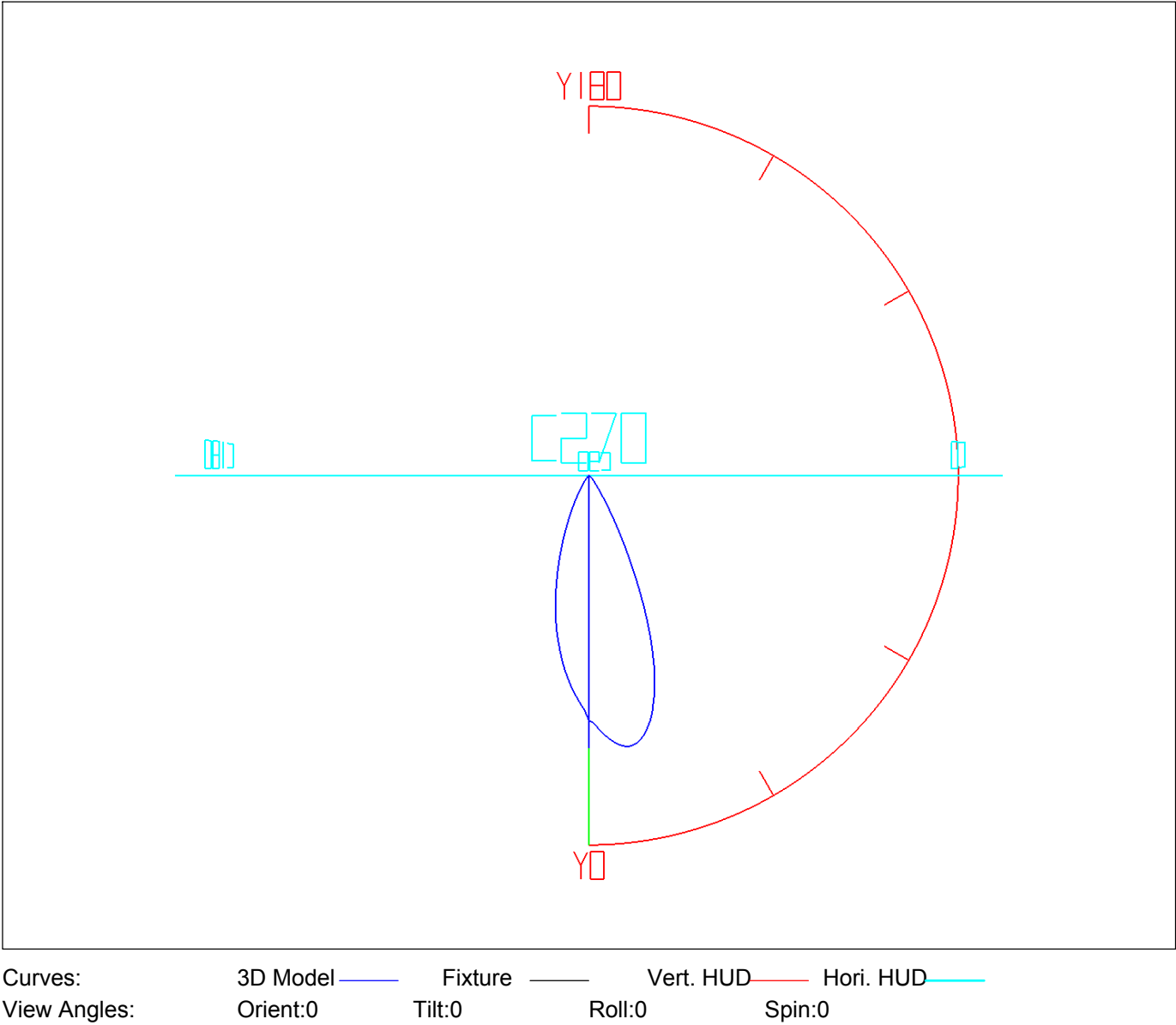
Lum. Name:DL43-05-PR-02 RA90 4000K 36D	Lum. Catelog:	Test ID:01
Lamp Name:	Lamp Catelog:LED	Test Lab:Quality Deparment
Manufacture:Shenzhen Norming Lighting Co.Ltd	Test Machine:GON-2000	Test Date:2020/12/25



3D Light Intensity Distribution Modal

Lum. Name:DL43-05-PR-02 RA90 4000K 36D	Lum. Catelog:	Test ID:01
Lamp Name:	Lamp Catelog:LED	Test Lab:Quality Deparment
Manufacture:Shenzhen Norming Lighting Co.Ltd	Test Machine:GON-2000	Test Date:2020/12/25

3D Light Intensity Distribution Modal



IES Indoor Report

Photometric Filename:DL43-05-PR-02 RA90 4000K 36D.IES

Zonal Flux Tabulation

Zone(γ)	Zone Flux (lm)	Sums Flux (lm)	Zone%Lamp	Sums%Lamp	Zone(γ)	Zone Flux (lm)	Sums Flux (lm)	Zone%Lamp	Sums%Lamp
0.0-1.0	0.40	0.40	0.19	0.19	47.0-48.0	0.44	208.84	0.20	97.99
1.0-2.0	1.21	1.62	0.57	0.76	48.0-49.0	0.41	209.25	0.19	98.19
2.0-3.0	2.02	3.63	0.95	1.70	49.0-50.0	0.39	209.64	0.18	98.37
3.0-4.0	2.82	6.45	1.32	3.03	50.0-51.0	0.36	210.00	0.17	98.54
4.0-5.0	3.61	10.06	1.69	4.72	51.0-52.0	0.34	210.35	0.16	98.70
5.0-6.0	4.38	14.43	2.05	6.77	52.0-53.0	0.32	210.67	0.15	98.85
6.0-7.0	5.13	19.56	2.41	9.18	53.0-54.0	0.30	210.96	0.14	98.99
7.0-8.0	5.85	25.41	2.74	11.92	54.0-55.0	0.28	211.24	0.13	99.12
8.0-9.0	6.53	31.94	3.06	14.99	55.0-56.0	0.26	211.50	0.12	99.24
9.0-10.0	7.15	39.09	3.36	18.34	56.0-57.0	0.24	211.74	0.11	99.35
10.0-11.0	7.72	46.80	3.62	21.96	57.0-58.0	0.22	211.96	0.10	99.45
11.0-12.0	8.21	55.02	3.85	25.81	58.0-59.0	0.20	212.15	0.09	99.55
12.0-13.0	8.63	63.64	4.05	29.86	59.0-60.0	0.18	212.33	0.08	99.63
13.0-14.0	8.95	72.60	4.20	34.06	60.0-61.0	0.16	212.49	0.07	99.71
14.0-15.0	9.19	81.79	4.31	38.38	61.0-62.0	0.14	212.63	0.07	99.77
15.0-16.0	9.31	91.10	4.37	42.75	62.0-63.0	0.12	212.75	0.06	99.83
16.0-17.0	9.34	100.44	4.38	47.13	63.0-64.0	0.10	212.85	0.05	99.88
17.0-18.0	9.27	109.71	4.35	51.48	64.0-65.0	0.08	212.94	0.04	99.91
18.0-19.0	9.08	118.79	4.26	55.74	65.0-66.0	0.07	213.00	0.03	99.95
19.0-20.0	8.79	127.58	4.12	59.86	66.0-67.0	0.05	213.05	0.02	99.97
20.0-21.0	8.40	135.98	3.94	63.81	67.0-68.0	0.03	213.08	0.02	99.98
21.0-22.0	7.93	143.92	3.72	67.53	68.0-69.0	0.02	213.11	0.01	99.99
22.0-23.0	7.39	151.31	3.47	71.00	69.0-70.0	0.01	213.12	0.01	100.00
23.0-24.0	6.81	158.12	3.20	74.19	70.0-71.0	0.01	213.12	0.00	100.00
24.0-25.0	6.21	164.33	2.91	77.11	71.0-72.0	0.00	213.12	0.00	100.00
25.0-26.0	5.61	169.94	2.63	79.74	72.0-73.0	0.00	213.12	0.00	100.00
26.0-27.0	5.02	174.96	2.36	82.10	73.0-74.0	0.00	213.12	0.00	100.00
27.0-28.0	4.46	179.42	2.09	84.19	74.0-75.0	0.00	213.12	0.00	100.00
28.0-29.0	3.93	183.35	1.84	86.03	75.0-76.0	0.00	213.12	0.00	100.00
29.0-30.0	3.44	186.79	1.62	87.65	76.0-77.0	0.00	213.12	0.00	100.00
30.0-31.0	3.00	189.80	1.41	89.06	77.0-78.0	0.00	213.12	0.00	100.00
31.0-32.0	2.61	192.40	1.22	90.28	78.0-79.0	0.00	213.12	0.00	100.00
32.0-33.0	2.26	194.66	1.06	91.34	79.0-80.0	0.00	213.12	0.00	100.00
33.0-34.0	1.96	196.63	0.92	92.26	80.0-81.0	0.00	213.12	0.00	100.00
34.0-35.0	1.70	198.33	0.80	93.06	81.0-82.0	0.00	213.12	0.00	100.00
35.0-36.0	1.48	199.81	0.70	93.76	82.0-83.0	0.00	213.12	0.00	100.00
36.0-37.0	1.30	201.11	0.61	94.36	83.0-84.0	0.00	213.12	0.00	100.00
37.0-38.0	1.14	202.25	0.53	94.90	84.0-85.0	0.00	213.12	0.00	100.00
38.0-39.0	1.01	203.25	0.47	95.37	85.0-86.0	0.00	213.12	0.00	100.00
39.0-40.0	0.89	204.15	0.42	95.79	86.0-87.0	0.00	213.12	0.00	100.00
40.0-41.0	0.80	204.95	0.38	96.17	87.0-88.0	0.00	213.12	0.00	100.00
41.0-42.0	0.72	205.67	0.34	96.50	88.0-89.0	0.00	213.12	0.00	100.00
42.0-43.0	0.65	206.32	0.30	96.81	89.0-90.0	0.00	213.12	0.00	100.00
43.0-44.0	0.59	206.91	0.28	97.08	90.0-91.0	0.00	213.12	0.00	100.00
44.0-45.0	0.54	207.45	0.25	97.34	91.0-92.0	0.00	213.12	0.00	100.00
45.0-46.0	0.50	207.95	0.23	97.57	92.0-93.0	0.00	213.12	0.00	100.00
46.0-47.0	0.46	208.41	0.22	97.79	93.0-94.0	0.00	213.12	0.00	100.00

IES Indoor Report

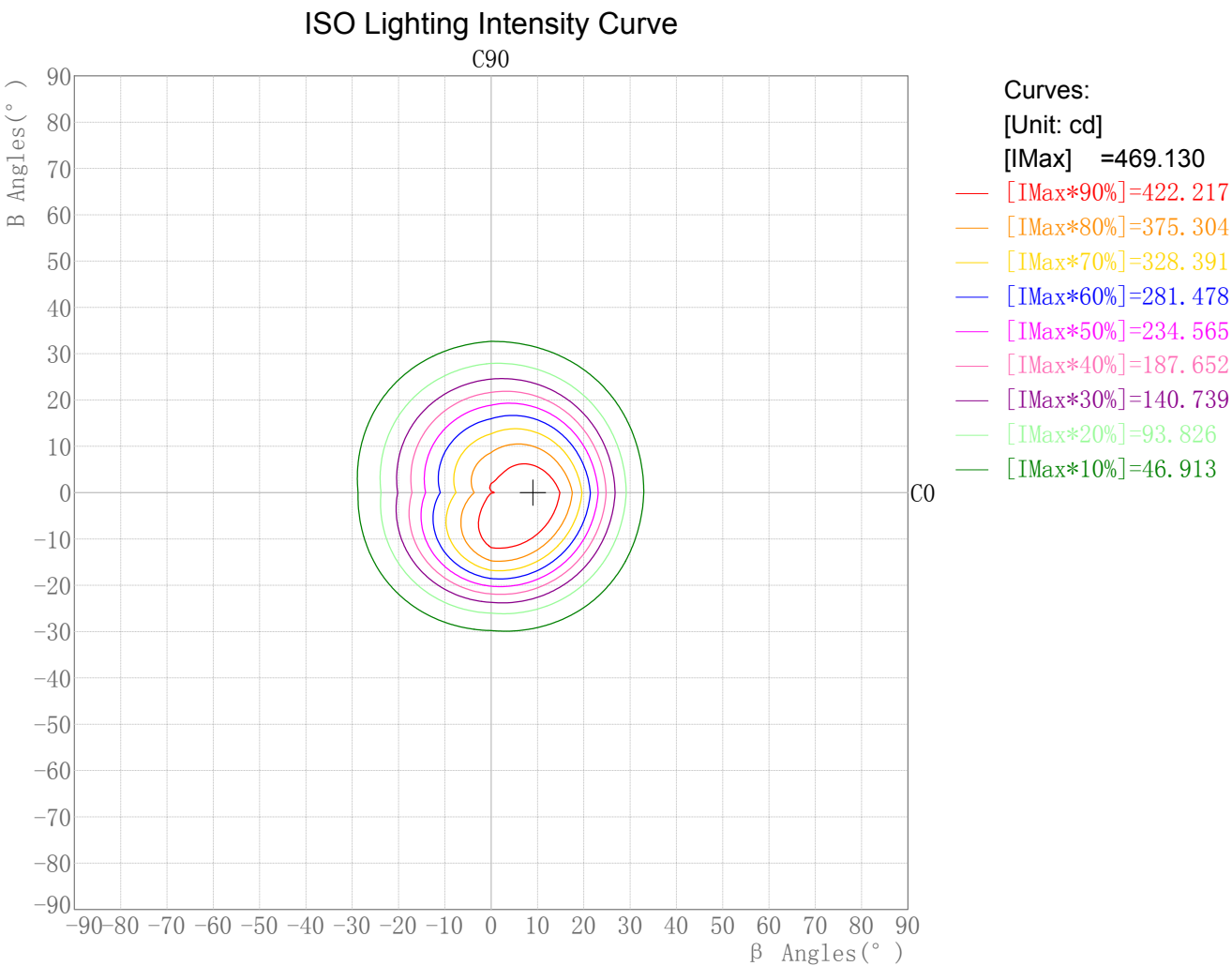
Photometric Filename:DL43-05-PR-02 RA90 4000K 36D.IES

Zonal Flux Tabulation - (Cont.)

Zone(γ)	Zone Flux (lm)	Sums Flux (lm)	Zone%Lamp	Sums%Lamp	Zone(γ)	Zone Flux (lm)	Sums Flux (lm)	Zone%Lamp	Sums%Lamp
94.0-95.0	0.00	213.12	0.00	100.00	141.0-142.0	0.00	213.12	0.00	100.00
95.0-96.0	0.00	213.12	0.00	100.00	142.0-143.0	0.00	213.12	0.00	100.00
96.0-97.0	0.00	213.12	0.00	100.00	143.0-144.0	0.00	213.12	0.00	100.00
97.0-98.0	0.00	213.12	0.00	100.00	144.0-145.0	0.00	213.12	0.00	100.00
98.0-99.0	0.00	213.12	0.00	100.00	145.0-146.0	0.00	213.12	0.00	100.00
99.0-100.0	0.00	213.12	0.00	100.00	146.0-147.0	0.00	213.12	0.00	100.00
100.0-101.0	0.00	213.12	0.00	100.00	147.0-148.0	0.00	213.12	0.00	100.00
101.0-102.0	0.00	213.12	0.00	100.00	148.0-149.0	0.00	213.12	0.00	100.00
102.0-103.0	0.00	213.12	0.00	100.00	149.0-150.0	0.00	213.12	0.00	100.00
103.0-104.0	0.00	213.12	0.00	100.00	150.0-151.0	0.00	213.12	0.00	100.00
104.0-105.0	0.00	213.12	0.00	100.00	151.0-152.0	0.00	213.12	0.00	100.00
105.0-106.0	0.00	213.12	0.00	100.00	152.0-153.0	0.00	213.12	0.00	100.00
106.0-107.0	0.00	213.12	0.00	100.00	153.0-154.0	0.00	213.12	0.00	100.00
107.0-108.0	0.00	213.12	0.00	100.00	154.0-155.0	0.00	213.12	0.00	100.00
108.0-109.0	0.00	213.12	0.00	100.00	155.0-156.0	0.00	213.12	0.00	100.00
109.0-110.0	0.00	213.12	0.00	100.00	156.0-157.0	0.00	213.12	0.00	100.00
110.0-111.0	0.00	213.12	0.00	100.00	157.0-158.0	0.00	213.12	0.00	100.00
111.0-112.0	0.00	213.12	0.00	100.00	158.0-159.0	0.00	213.12	0.00	100.00
112.0-113.0	0.00	213.12	0.00	100.00	159.0-160.0	0.00	213.12	0.00	100.00
113.0-114.0	0.00	213.12	0.00	100.00	160.0-161.0	0.00	213.12	0.00	100.00
114.0-115.0	0.00	213.12	0.00	100.00	161.0-162.0	0.00	213.12	0.00	100.00
115.0-116.0	0.00	213.12	0.00	100.00	162.0-163.0	0.00	213.12	0.00	100.00
116.0-117.0	0.00	213.12	0.00	100.00	163.0-164.0	0.00	213.12	0.00	100.00
117.0-118.0	0.00	213.12	0.00	100.00	164.0-165.0	0.00	213.12	0.00	100.00
118.0-119.0	0.00	213.12	0.00	100.00	165.0-166.0	0.00	213.12	0.00	100.00
119.0-120.0	0.00	213.12	0.00	100.00	166.0-167.0	0.00	213.12	0.00	100.00
120.0-121.0	0.00	213.12	0.00	100.00	167.0-168.0	0.00	213.12	0.00	100.00
121.0-122.0	0.00	213.12	0.00	100.00	168.0-169.0	0.00	213.12	0.00	100.00
122.0-123.0	0.00	213.12	0.00	100.00	169.0-170.0	0.00	213.12	0.00	100.00
123.0-124.0	0.00	213.12	0.00	100.00	170.0-171.0	0.00	213.12	0.00	100.00
124.0-125.0	0.00	213.12	0.00	100.00	171.0-172.0	0.00	213.12	0.00	100.00
125.0-126.0	0.00	213.12	0.00	100.00	172.0-173.0	0.00	213.12	0.00	100.00
126.0-127.0	0.00	213.12	0.00	100.00	173.0-174.0	0.00	213.12	0.00	100.00
127.0-128.0	0.00	213.12	0.00	100.00	174.0-175.0	0.00	213.12	0.00	100.00
128.0-129.0	0.00	213.12	0.00	100.00	175.0-176.0	0.00	213.12	0.00	100.00
129.0-130.0	0.00	213.12	0.00	100.00	176.0-177.0	0.00	213.12	0.00	100.00
130.0-131.0	0.00	213.12	0.00	100.00	177.0-178.0	0.00	213.12	0.00	100.00
131.0-132.0	0.00	213.12	0.00	100.00	178.0-179.0	0.00	213.12	0.00	100.00
132.0-133.0	0.00	213.12	0.00	100.00	179.0-180.0	0.00	213.12	0.00	100.00
133.0-134.0	0.00	213.12	0.00	100.00					
134.0-135.0	0.00	213.12	0.00	100.00					
135.0-136.0	0.00	213.12	0.00	100.00					
136.0-137.0	0.00	213.12	0.00	100.00					
137.0-138.0	0.00	213.12	0.00	100.00					
138.0-139.0	0.00	213.12	0.00	100.00					
139.0-140.0	0.00	213.12	0.00	100.00					
140.0-141.0	0.00	213.12	0.00	100.00					

Rectangle ISO Lighting Intensity Diagram

Lum. Name: DL43-05-PR-02 RA90 4000K 36D	Lum. Catelog:	Test ID: 01
Lamp Name:	Lamp Catelog: LED	Test Lab: Quality Deparment
Manufacture: Shenzhen Norming Lighting Co.Ltd	Test Machine:GON-2000	Test Date: 2020/12/25



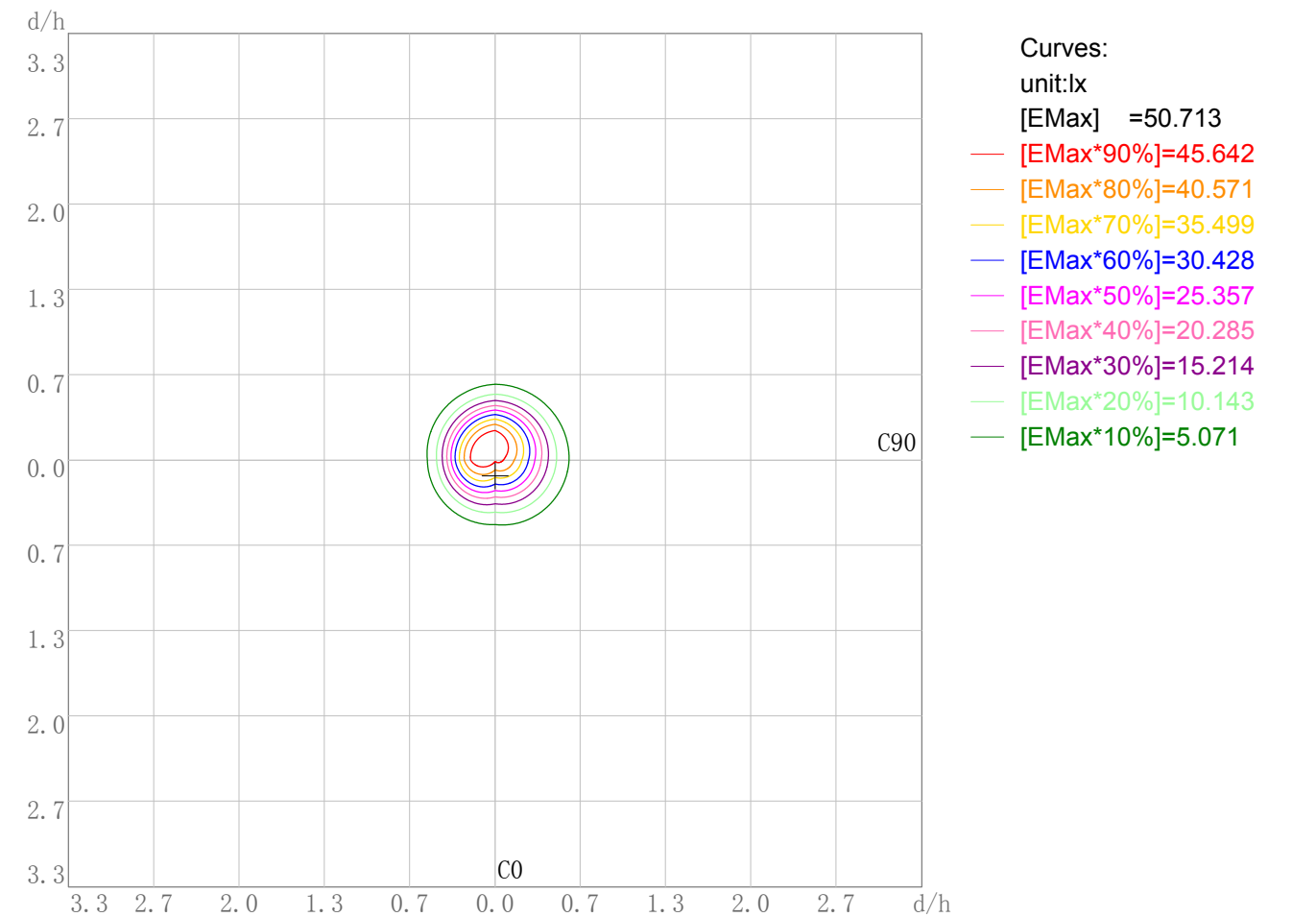
Maximum Light Intensity(cd): 469.13

Maximum Cand.@Angle: H=9.0°,V=0.0°

Plane ISO-Illuminance Diagram

Lum. Name:DL43-05-PR-02 RA90 4000K 36D	Lum. Catalog:	Test ID:01
Lamp Name:	Lamp Catalog: LED	Test Lab: Quality Deparment
Manufacture: Shenzhen Norming Lighting Co.Ltd	Test Machine:GON-2000	Test Date: 2020/12/25

Plane ISO-Illuminance Curve



Working Plane Luminaire Mounting Height(m): 3.00

Working Plane Maximum Illuminance(lx): 50.71

Working Plane Maximum Illuminance Position(d/h):H0.0 V0.1

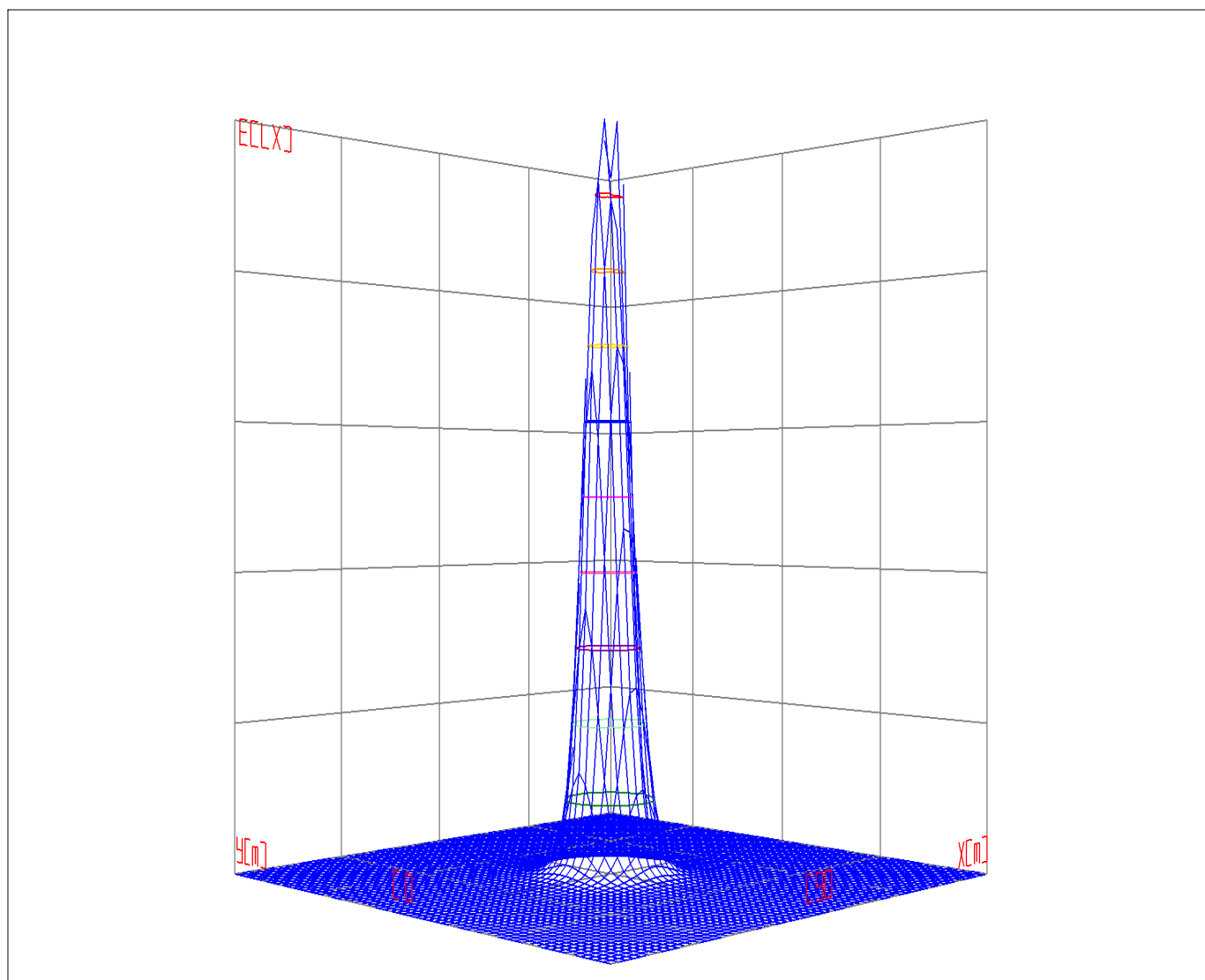
IES Indoor Report

Photometric Filename:DL43-05-PR-02 RA90 4000K 36D.IES

3D Plane ISO Illuminance Diagram

Lum. Name: DL43-05-PR-02 RA90 4000K 36D	Lum. Catalog:	Test ID: 01
Lamp Name:	Lamp Catalog: LED	Test Lab: Quality Department
Manufacture: Shenzhen Norming Lighting Co.Ltd	Test Machine:GON-2000	Test Date: 2020/12/25

3D Plane Illuminance Modal

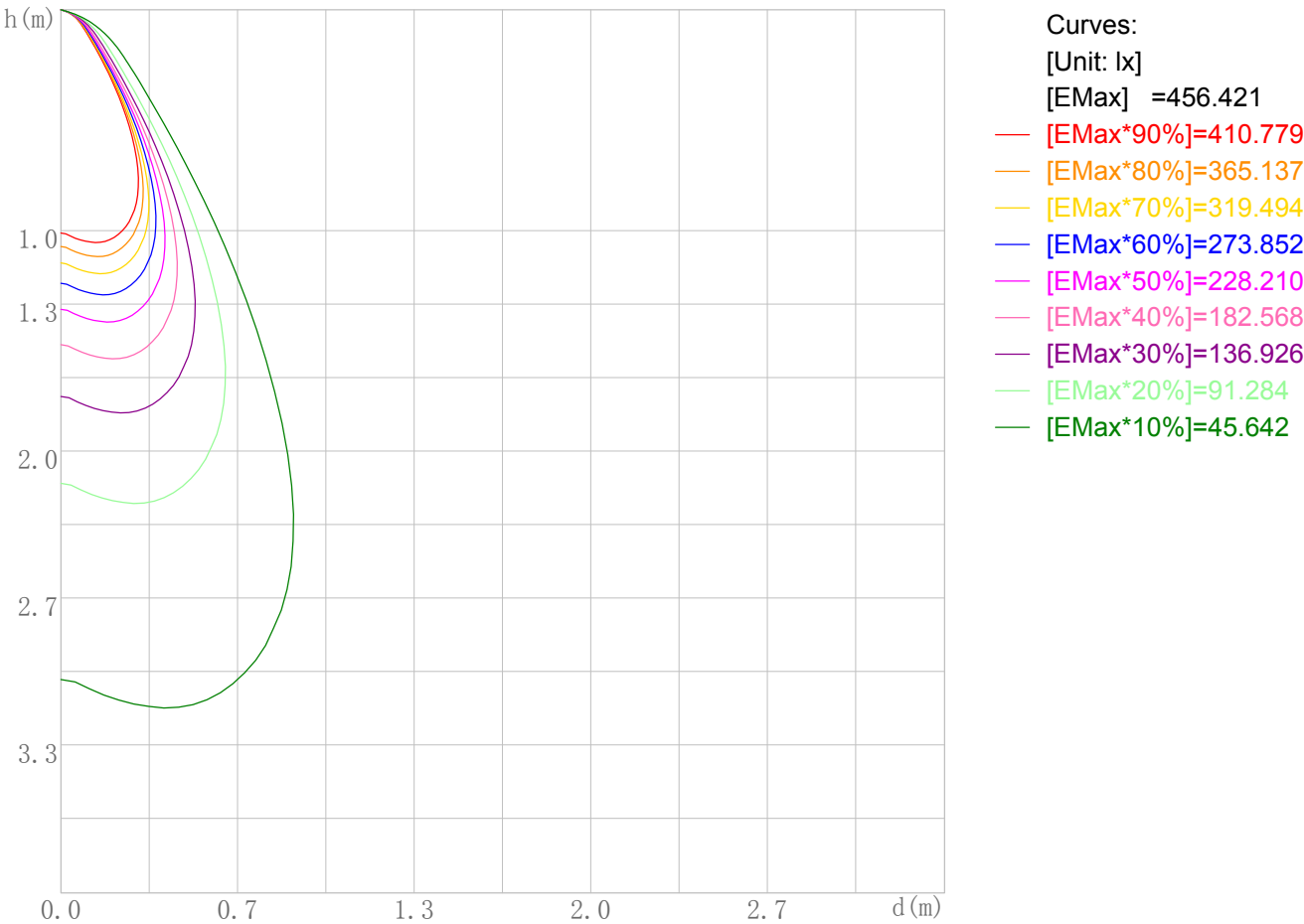


Curves: 3D Model — 90% — 80% — 70% — 60% — 50% — 40% — 30% — 20% — 10% —
View Angles(deg): 0 Height(m): 3.0 Distance(m): 10.0

Space ISO Illuminance Diagram

Lum. Name:DL43-05-PR-02 RA90 4000K 36D	Lum. Catelog:	Test ID:01
Lamp Name:	Lamp Catelog:LED	Test Lab:Quality Deparment
Manufacture:Shenzhen Norming Lighting Co.Ltd	Test Machine:GON-2000	Test Date:2020/12/25

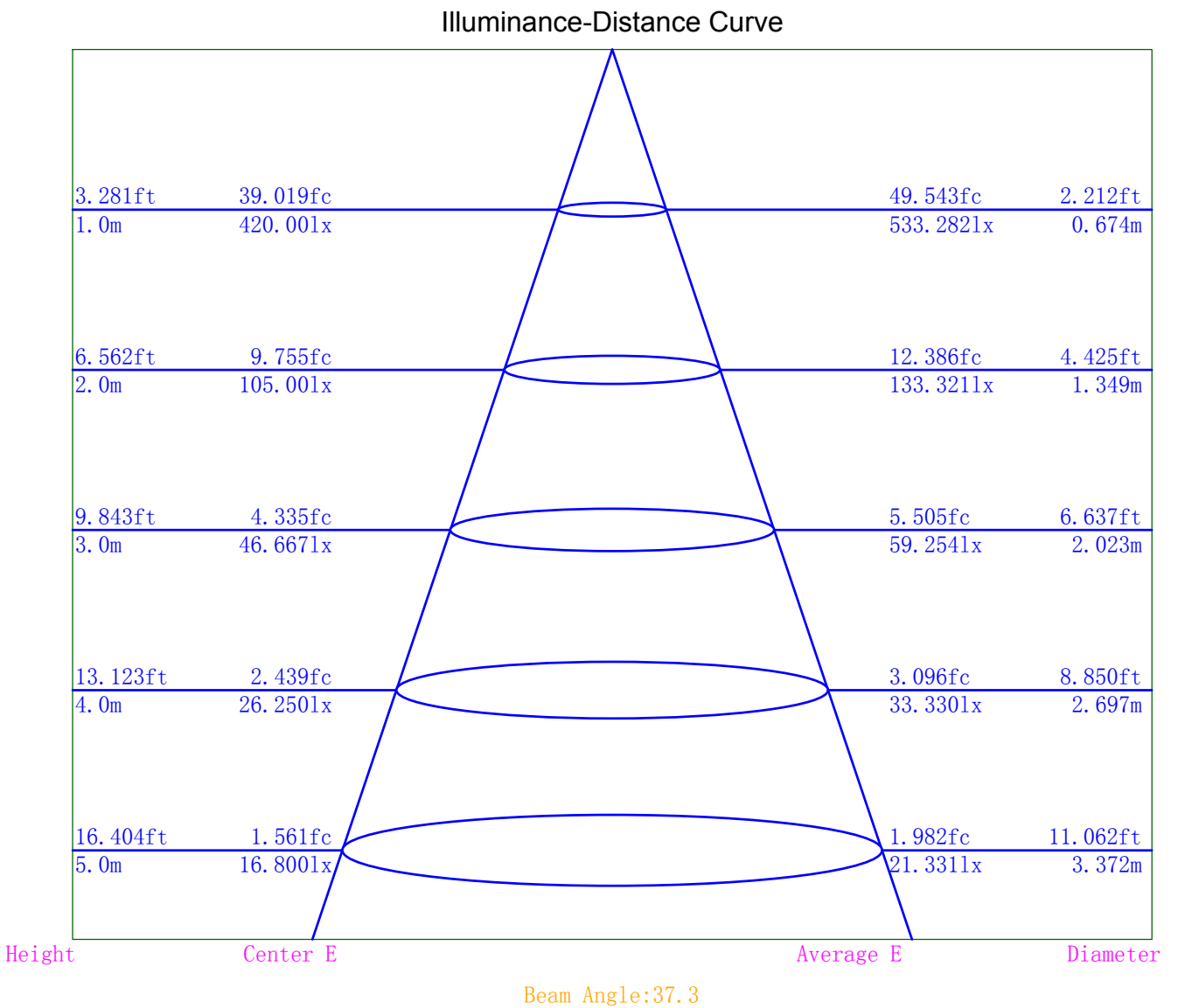
Space ISO Illuminance Curve



Space Plane Maximum Illuminance and @Angle:456.42lx,7.0deg
Plane Maximum Lighting Intensity and @Angle:469.130cd,0deg

Illuminance-Distance Diagram

Lum. Name:DL43-05-PR-02 RA90 4000K 36D	Lum. Catelog:	Test ID:01
Lamp Name:	Lamp Catelog:LED	Test Lab:Quality Deparment
Manufacture:Shenzhen Norming Lighting Co.Ltd	Test Machine:GON-2000	Test Date:2020/12/25



Indoor Luminance Limiting Curves

Lum. Name: DL43-05-PR-02 RA90 4000K 36D	Lum. Catalog:	Test ID: 01
Lamp Name:	Lamp Catalog: LED	Test Lab: Quality Department
Manufacture: Shenzhen Norming Lighting Co.Ltd	Test Machine:GON-2000	Test Date: 2020/12/25

Glare Grade Table

GI	Quality	Using Illuminance							
1.15	A	2000	1000	500	<=300				
1.5	B		2000	1000	500	<=300			
1.85	C			2000	1000	500	<=300		
2.2	D				2000	1000	500	<=300	
2.55	E	a				2000	1000	500	<=300
			b	c	d	e	f	g	h

Luminance Table

Gama(deg)	45	50	55	60	65	70	75	80	85
C0	0	0	0	0	0	0	0	0	0
C90	0	0	0	0	0	0	0	0	0

Luminance Limiting Curve



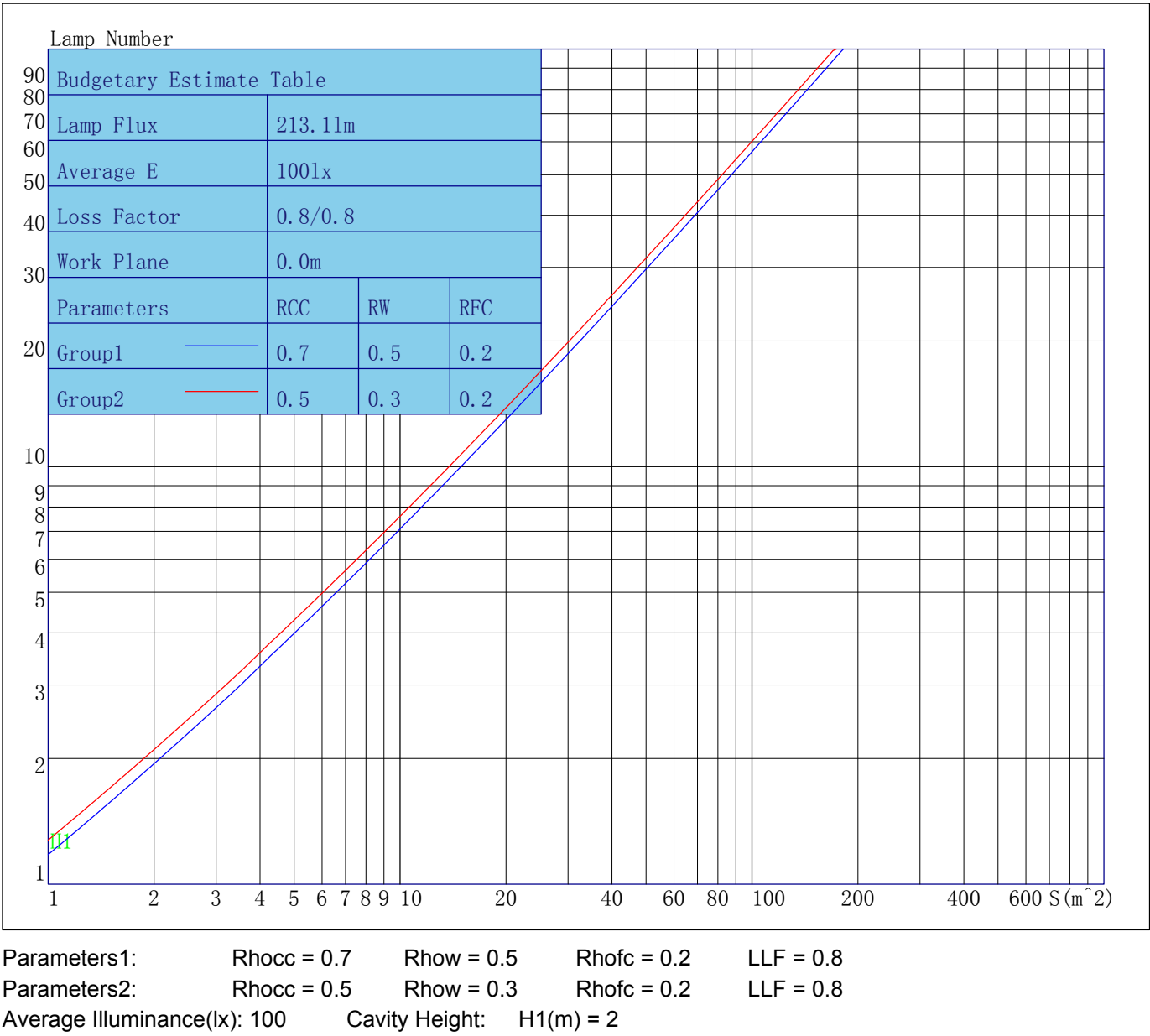
Luminous Size: Length(m)=0.000 Width(m)=0.000 Height(m)=0.000 Area(m^2)=0.000000

Luminous Type: Without Luminous Side

Luminous Curves: C0-C180 Color: C90-C270 Color:

Indoor Budgetary Estimate Table

Lum. Name:DL43-05-PR-02 RA90 4000K 36D	Lum. Catalog:	Test ID:01
Lamp Name:	Lamp Catalog: LED	Test Lab: Quality Department
Manufacture: Shenzhen Norming Lighting Co.Ltd	Test Machine:GON-2000	Test Date: 2020/12/25



Indoor Coefficient of Utilization Table

Lum. Name: DL43-05-PR-02 RA90 4000K 36D	Lum. Catelog:	Test ID: 01
Lamp Name:	Lamp Catelog: LED	Test Lab: Quality Deparment
Manufacture: Shenzhen Norming Lighting Co.Ltd	Test Machine:GON-2000	Test Date: 2020/12/25

Coefficients of Utilization - Zonal Cavity Method																		
Coef.	Effective Floor Cavity Reflectance RFC=0.20																	
RhoCC (%)	80				70				50			30			10			0
RhoW (%)	70	50	30	10	70	50	30	10	50	30	10	50	30	10	50	30	10	0
RCR	Coefficient of Utilization(%)																	
0	119	119	119	119	116	116	116	116	111	111	111	106	106	106	102	102	102	100
1	114	112	110	108	112	110	108	106	106	104	103	102	101	100	99	98	97	95
2	110	105	102	99	107	104	100	98	100	98	96	98	95	94	95	93	92	90
3	105	100	95	92	103	98	94	91	96	92	90	93	91	88	91	89	87	85
4	101	94	90	86	99	93	89	85	91	87	84	89	86	83	87	85	83	81
5	97	90	85	81	95	89	84	81	87	83	80	85	82	79	84	81	79	77
6	93	85	80	77	92	85	80	76	83	79	76	82	78	75	81	77	75	74
7	89	81	76	73	88	81	76	73	80	75	72	79	75	72	77	74	71	70
8	86	78	73	69	85	77	73	69	76	72	69	75	71	69	74	71	68	67
9	83	75	70	66	82	74	69	66	73	69	66	72	68	66	72	68	65	64
10	80	72	67	63	79	71	66	63	70	66	63	70	66	63	69	65	63	62

Unified Glare Rating Table

Lum. Name:DL43-05-PR-02 RA90 4000K 36D	Lum. Catelog:	Test ID:01
Lamp Name:	Lamp Catelog:LED	Test Lab:Quality Deparment
Manufacture:Shenzhen Norming Lighting Co.Ltd	Test Machine:GON-2000	Test Date:2020/12/25

Unified Glare Rating Table

Ceiling RCC	0.70	0.70	0.50	0.50	0.30	0.70	0.70	0.50	0.50	0.30	
Wall RW	0.50	0.30	0.50	0.30	0.30	0.50	0.30	0.50	0.30	0.30	
Floor RFC	0.20	0.20	0.20	0.20	0.20	0.20	0.20	0.20	0.20	0.20	
Room Size	Vewed crosswise					Vewed endwise					
X=2H Y=2H	-6.3	-5.3	-5.9	-5.0	-4.6	-6.3	-5.3	-5.9	-5.0	-4.6	
	Y=3H	-6.5	-5.6	-6.1	-5.3	-4.9	-6.5	-5.6	-6.1	-5.3	-4.9
	Y=4H	-6.6	-5.8	-6.2	-5.4	-5.0	-6.6	-5.8	-6.2	-5.4	-5.0
	Y=6H	-6.7	-5.9	-6.3	-5.6	-5.2	-6.7	-5.9	-6.3	-5.6	-5.2
	Y=8H	-6.8	-6.0	-6.4	-5.6	-5.2	-6.8	-6.0	-6.4	-5.6	-5.2
	Y=12H	-6.9	-6.1	-6.4	-5.7	-5.3	-6.9	-6.1	-6.4	-5.7	-5.3
X=4H Y=2H	-6.6	-5.8	-6.2	-5.4	-5.0	-6.6	-5.8	-6.2	-5.4	-5.0	
	Y=3H	-6.9	-6.1	-6.4	-5.7	-5.3	-6.9	-6.1	-6.4	-5.7	-5.3
	Y=4H	-7.0	-6.3	-6.5	-5.9	-5.4	-7.0	-6.3	-6.5	-5.9	-5.4
	Y=6H	-7.1	-6.5	-6.6	-6.1	-5.6	-7.1	-6.5	-6.6	-6.1	-5.6
	Y=8H	-7.2	-6.6	-6.7	-6.2	-5.7	-7.2	-6.6	-6.7	-6.2	-5.7
	Y=12H	-7.2	-6.7	-6.7	-6.3	-5.8	-7.2	-6.7	-6.7	-6.3	-5.8
X=8H Y=4H	-7.2	-6.6	-6.7	-6.2	-5.7	-7.2	-6.6	-6.7	-6.2	-5.7	
	Y=6H	-7.3	-6.8	-6.8	-6.3	-5.8	-7.3	-6.8	-6.8	-6.3	-5.8
	Y=8H	-7.4	-7.0	-6.9	-6.4	-5.9	-7.4	-7.0	-6.9	-6.4	-5.9
	Y=12H	-7.4	-7.1	-6.9	-6.6	-6.0	-7.4	-7.1	-6.9	-6.6	-6.0
X=12H Y=4H	-7.2	-6.7	-6.7	-6.3	-5.8	-7.2	-6.7	-6.7	-6.3	-5.8	
	Y=6H	-7.4	-7.0	-6.8	-6.5	-5.9	-7.4	-7.0	-6.8	-6.5	-5.9
	Y=8H	-7.4	-7.1	-6.9	-6.6	-6.0	-7.4	-7.1	-6.9	-6.6	-6.0
Variations with the objerver position at spacings											
S=1.0H	0.0/0.0					0.0/0.0					
S=1.5H	0.0/0.0					0.0/0.0					
S=2.0H	0.0/0.0					0.0/0.0					
Reduced UGR Table:											
Nordic Standard Table:	BK0					BK0					
Correction Value	0.0					0.0					

o the CIE Pub.117, data has been corrected, refers to the lamp’s lumens 8.2flm.

IES Indoor Report

Photometric Filename:DL43-05-PR-02 RA90 4000K 36D.IES

Candela Tabulation

V/H	C0.0	C90.0	C180.0	C270.0
γ 0.0	420.00	420.00	420.00	420.00
γ 1.0	423.20	427.58	402.96	437.38
γ 2.0	432.53	422.06	392.46	441.41
γ 3.0	441.57	416.65	382.05	445.42
γ 4.0	449.48	411.01	371.67	448.52
γ 5.0	456.48	404.31	360.38	450.81
γ 6.0	462.03	397.86	348.54	451.88
γ 7.0	466.78	389.98	336.29	452.09
γ 8.0	469.08	381.33	323.08	450.30
γ 9.0	469.13	372.06	309.24	446.42
γ 10.0	466.60	361.58	295.14	440.47
γ 11.0	461.63	349.82	281.39	432.01
γ 12.0	454.42	337.36	267.57	420.75
γ 13.0	444.77	324.37	252.27	406.63
γ 14.0	433.66	310.19	236.91	389.58
γ 15.0	419.98	295.71	220.93	369.98
γ 16.0	402.65	280.71	204.94	347.93
γ 17.0	386.06	265.00	188.99	323.27
γ 18.0	365.74	249.00	173.33	296.74
γ 19.0	343.24	232.41	158.16	269.19
γ 20.0	318.45	215.60	143.28	240.49
γ 21.0	293.14	198.58	129.02	211.87
γ 22.0	265.74	181.47	115.63	183.81
γ 23.0	237.87	164.63	103.10	157.43
γ 24.0	210.07	148.61	91.21	133.53
γ 25.0	183.28	133.18	80.22	112.38
γ 26.0	158.20	118.72	70.22	93.95
γ 27.0	135.46	105.17	60.96	78.11
γ 28.0	114.65	92.60	52.49	64.91
γ 29.0	96.32	80.96	44.91	53.94
γ 30.0	80.63	70.33	38.25	44.83
γ 31.0	67.18	60.57	32.47	37.31
γ 32.0	55.78	51.96	27.57	31.27
γ 33.0	46.46	44.28	23.41	26.31
γ 34.0	38.93	37.58	19.95	22.26
γ 35.0	32.77	31.83	17.10	19.05
γ 36.0	27.75	26.90	14.61	16.39
γ 37.0	23.81	22.77	12.61	14.15
γ 38.0	20.44	19.24	11.00	12.42
γ 39.0	17.73	16.42	9.60	10.98
γ 40.0	15.62	14.06	8.38	9.75
γ 41.0	13.86	12.09	7.35	8.71
γ 42.0	12.40	10.46	6.46	7.80
γ 43.0	11.14	9.08	5.75	7.05
γ 44.0	10.03	7.96	5.17	6.41
γ 45.0	9.05	7.03	4.71	5.90
γ 46.0	8.23	6.30	4.34	5.46

Candela Tabulation - (Cont.)

V/H	C0.0	C90.0	C180.0	C270.0
γ 47.0	7.52	5.70	4.03	5.12
γ 48.0	6.93	5.22	3.75	4.80
γ 49.0	6.38	4.81	3.50	4.51
γ 50.0	5.89	4.45	3.26	4.23
γ 51.0	5.44	4.12	3.04	3.96
γ 52.0	5.01	3.76	2.82	3.70
γ 53.0	4.61	3.46	2.60	3.46
γ 54.0	4.22	3.17	2.38	3.24
γ 55.0	3.86	2.88	2.17	3.02
γ 56.0	3.53	2.60	1.97	2.78
γ 57.0	3.22	2.34	1.77	2.57
γ 58.0	2.92	2.09	1.57	2.35
γ 59.0	2.64	1.84	1.38	2.14
γ 60.0	2.37	1.60	1.20	1.93
γ 61.0	2.12	1.38	1.02	1.73
γ 62.0	1.88	1.16	0.82	1.51
γ 63.0	1.63	0.96	0.65	1.32
γ 64.0	1.42	0.76	0.47	1.13
γ 65.0	1.20	0.56	0.29	0.95
γ 66.0	1.00	0.36	0.13	0.76
γ 67.0	0.80	0.19	0.00	0.57
γ 68.0	0.60	0.02	0.00	0.41
γ 69.0	0.41	0.00	0.00	0.23
γ 70.0	0.25	0.00	0.00	0.06
γ 71.0	0.09	0.00	0.00	0.00
γ 72.0	0.00	0.00	0.00	0.00
γ 73.0	0.00	0.00	0.00	0.00
γ 74.0	0.00	0.00	0.00	0.00
γ 75.0	0.00	0.00	0.00	0.00
γ 76.0	0.00	0.00	0.00	0.00
γ 77.0	0.00	0.00	0.00	0.00
γ 78.0	0.00	0.00	0.00	0.00
γ 79.0	0.00	0.00	0.00	0.00
γ 80.0	0.00	0.00	0.00	0.00
γ 81.0	0.00	0.00	0.00	0.00
γ 82.0	0.00	0.00	0.00	0.00
γ 83.0	0.00	0.00	0.00	0.00
γ 84.0	0.00	0.00	0.00	0.00
γ 85.0	0.00	0.00	0.00	0.00
γ 86.0	0.00	0.00	0.00	0.00
γ 87.0	0.00	0.00	0.00	0.00
γ 88.0	0.00	0.00	0.00	0.00
γ 89.0	0.00	0.00	0.00	0.00
γ 90.0	0.00	0.00	0.00	0.00
γ 91.0	0.00	0.00	0.00	0.00
γ 92.0	0.00	0.00	0.00	0.00
γ 93.0	0.00	0.00	0.00	0.00

Candela Tabulation - (Cont.)

V/H	C0.0	C90.0	C180.0	C270.0
γ 94.0	0.00	0.00	0.00	0.00
γ 95.0	0.00	0.00	0.00	0.00
γ 96.0	0.00	0.00	0.00	0.00
γ 97.0	0.00	0.00	0.00	0.00
γ 98.0	0.00	0.00	0.00	0.00
γ 99.0	0.00	0.00	0.00	0.00
γ 100.0	0.00	0.00	0.00	0.00
γ 101.0	0.00	0.00	0.00	0.00
γ 102.0	0.00	0.00	0.00	0.00
γ 103.0	0.00	0.00	0.00	0.00
γ 104.0	0.00	0.00	0.00	0.00
γ 105.0	0.00	0.00	0.00	0.00
γ 106.0	0.00	0.00	0.00	0.00
γ 107.0	0.00	0.00	0.00	0.00
γ 108.0	0.00	0.00	0.00	0.00
γ 109.0	0.00	0.00	0.00	0.00
γ 110.0	0.00	0.00	0.00	0.00
γ 111.0	0.00	0.00	0.00	0.00
γ 112.0	0.00	0.00	0.00	0.00
γ 113.0	0.00	0.00	0.00	0.00
γ 114.0	0.00	0.00	0.00	0.00
γ 115.0	0.00	0.00	0.00	0.00
γ 116.0	0.00	0.00	0.00	0.00
γ 117.0	0.00	0.00	0.00	0.00
γ 118.0	0.00	0.00	0.00	0.00
γ 119.0	0.00	0.00	0.00	0.00
γ 120.0	0.00	0.00	0.00	0.00
γ 121.0	0.00	0.00	0.00	0.00
γ 122.0	0.00	0.00	0.00	0.00
γ 123.0	0.00	0.00	0.00	0.00
γ 124.0	0.00	0.00	0.00	0.00
γ 125.0	0.00	0.00	0.00	0.00
γ 126.0	0.00	0.00	0.00	0.00
γ 127.0	0.00	0.00	0.00	0.00
γ 128.0	0.00	0.00	0.00	0.00
γ 129.0	0.00	0.00	0.00	0.00
γ 130.0	0.00	0.00	0.00	0.00
γ 131.0	0.00	0.00	0.00	0.00
γ 132.0	0.00	0.00	0.00	0.00
γ 133.0	0.00	0.00	0.00	0.00
γ 134.0	0.00	0.00	0.00	0.00
γ 135.0	0.00	0.00	0.00	0.00
γ 136.0	0.00	0.00	0.00	0.00
γ 137.0	0.00	0.00	0.00	0.00
γ 138.0	0.00	0.00	0.00	0.00
γ 139.0	0.00	0.00	0.00	0.00
γ 140.0	0.00	0.00	0.00	0.00

Candela Tabulation - (Cont.)

V/H	C0.0	C90.0	C180.0	C270.0
γ 141.0	0.00	0.00	0.00	0.00
γ 142.0	0.00	0.00	0.00	0.00
γ 143.0	0.00	0.00	0.00	0.00
γ 144.0	0.00	0.00	0.00	0.00
γ 145.0	0.00	0.00	0.00	0.00
γ 146.0	0.00	0.00	0.00	0.00
γ 147.0	0.00	0.00	0.00	0.00
γ 148.0	0.00	0.00	0.00	0.00
γ 149.0	0.00	0.00	0.00	0.00
γ 150.0	0.00	0.00	0.00	0.00
γ 151.0	0.00	0.00	0.00	0.00
γ 152.0	0.00	0.00	0.00	0.00
γ 153.0	0.00	0.00	0.00	0.00
γ 154.0	0.00	0.00	0.00	0.00
γ 155.0	0.00	0.00	0.00	0.00
γ 156.0	0.00	0.00	0.00	0.00
γ 157.0	0.00	0.00	0.00	0.00
γ 158.0	0.00	0.00	0.00	0.00
γ 159.0	0.00	0.00	0.00	0.00
γ 160.0	0.00	0.00	0.00	0.00
γ 161.0	0.00	0.00	0.00	0.00
γ 162.0	0.00	0.00	0.00	0.00
γ 163.0	0.00	0.00	0.00	0.00
γ 164.0	0.00	0.00	0.00	0.00
γ 165.0	0.00	0.00	0.00	0.00
γ 166.0	0.00	0.00	0.00	0.00
γ 167.0	0.00	0.00	0.00	0.00
γ 168.0	0.00	0.00	0.00	0.00
γ 169.0	0.00	0.00	0.00	0.00
γ 170.0	0.00	0.00	0.00	0.00
γ 171.0	0.00	0.00	0.00	0.00
γ 172.0	0.00	0.00	0.00	0.00
γ 173.0	0.00	0.00	0.00	0.00
γ 174.0	0.00	0.00	0.00	0.00
γ 175.0	0.00	0.00	0.00	0.00
γ 176.0	0.00	0.00	0.00	0.00
γ 177.0	0.00	0.00	0.00	0.00
γ 178.0	0.00	0.00	0.00	0.00
γ 179.0	0.00	0.00	0.00	0.00
γ 180.0	0.00	0.00	0.00	0.00